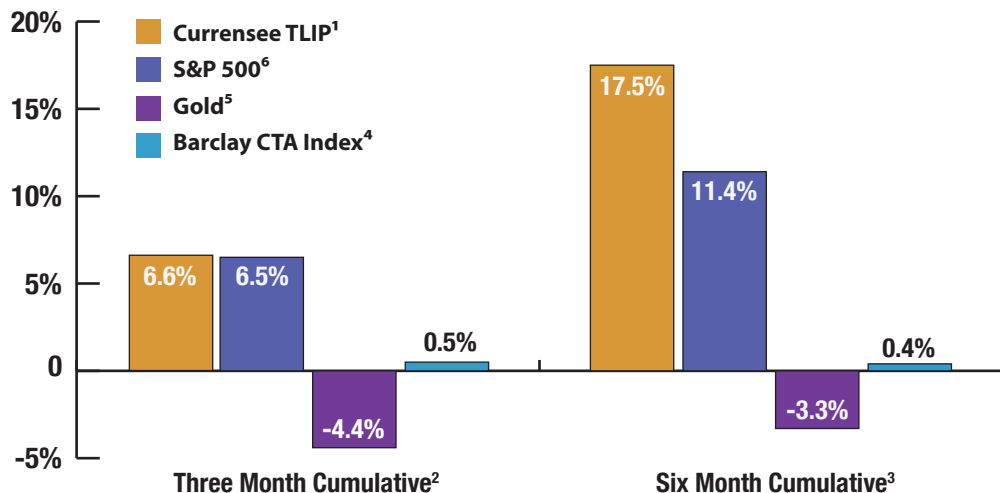
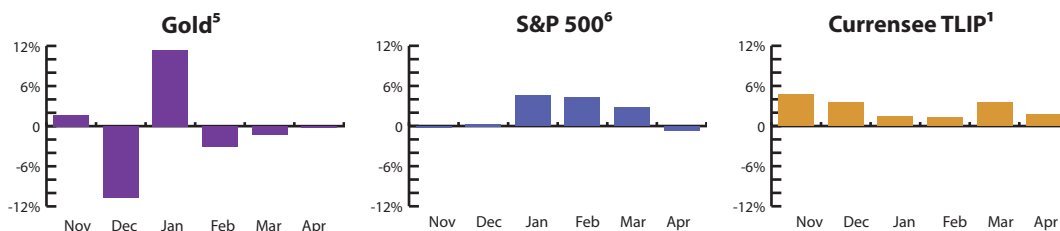


Trade Leaders Deliver Real Results¹

Trade Leaders delivered strong performance over the past three and six months. See the chart for comparison with popular investments such as the **S&P 500**, **Gold** and the **Barclay CTA Index**. Figures are based on average cumulative monthly performance of Currensee Trade Leaders during the period ending April 30, 2012.



Uncorrelated Has Its Advantages



The Trade Leaders program is not correlated with major equity or commodity indices. These charts show monthly performance of Gold, S&P 500 and Currensee Trade Leaders over the last six months.

Top Trade Leader Performance

Trade Leader Name	Ticker	Nov	Dec	Jan	Feb	Mar	Apr	Cumulative ⁷
White Stone Asset Mgt.	OLIDR.A	13.1%	11.6%	9.9%	1.4%	24.0%	3.9%	81.2%
JoinyFX C	JOJAR.C	19.9%	6.6%	4.4%	-1.4%	-0.5%	-0.3%	30.5%
Fex-Cor	DMKRW.B	7.7%	-0.8%	5.9%	6.8%	3.3%	6.5%	32.9%
JL FX Network	JOLSU.G	2.0%	0.5%	0.2%	3.2%	2.8%	2.0%	11.1%

This table shows four of the most popular Trade Leaders' monthly performance over the six months ending Apr 30, 2012. Trade Leader performance is actual historical performance in a live trading account, but is no indication of future performance. Only members of the Currensee social network may be Trade Leaders.

© 2012 Currensee Limited is authorized by the Financial Services Authority (FSA), Firm Reference Number 518648 and Registered in England and Wales, Companies House Number 07025997 | Please note that over the counter retail foreign currency (Forex) trading may involve significant risk of loss. It is not suitable for all investors and you should make sure you understand the risks involved before trading, and seek independent advice if necessary. Any opinions, news, research, analyses, performance strategies, prices, charts or other information are not necessarily predictive of any particular result and do not constitute advice. Past performance is no indication of future results. Investor returns may vary materially from Trade Leader returns based on slippage, fees, broker spreads, volatility or other market conditions. If you place additional trades in your account or you modify or cancel an order generated by your program you may achieve a materially different result than the Trade Leader(s) that you follow. Your trading program will follow the same leverage of each Trade Leader whose signals you have incorporated into your program; and that leverage can vary by Trade Leader and by trade. By increasing or decreasing the amount of capital you allocate to follow the signals of a particular Trade Leader, you may achieve materially different profits or losses than the Trade Leader and you may be increasing or decreasing the risk of your program.

Building Your Portfolio

- 1 Pick Trade Leaders based on past performance, risk and other metrics.
- 2 Allocate funds to the Trade Leaders in your portfolio.
- 3 Every time the Trade Leader trades, the trade is automatically executed in your account.
- 4 You can add more funds to each Trade Leader, remove funds and easily measure your results at any time.

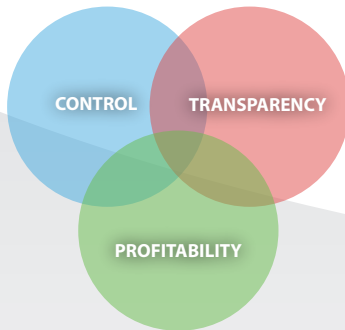
Fees

A **2%** annualized service fee is charged monthly, based upon the average capital in your account.

You pay a **20%** success fee per Trade Leader when you make a profit which is collected at a High Water

Guiding Principles

Currensee puts the power of investing in world currency markets in the hands of every investor. We strive to deliver profitability, transparency and control to investors around the world. We make sure you see every Trade Leader's detailed, actual performance, and we give you control by providing you with the tools and information to make your own investing decisions.






How it Works



Learn More

Contact us to schedule a personal demo.

-  www.currensee.com
-  sales@currensee.com
-  [+1.201.266.6325](tel:+12012666325)

1. Trade Leader returns are based on the average performance of Currensee Trade Leaders. Investor returns may vary from Trade Leader returns based on slippage, fees, broker spreads, volatility or other market conditions.
2. Three month returns are cumulative returns from Feb 1, 2012 through Apr 30, 2012 for the 21 Trade Leaders in the program on May 3, 2012.
3. Six month returns are cumulative returns from Nov 1, 2011 through Apr 30, 2012 for the 21 Trade Leaders in the program on May 3, 2012.
4. Barclay CTA Index is the BarclayHedge.com index of 500+ Commodity Trading Advisors (CTAs).
5. Gold returns are based on the results of SPDR ETF GLD.
6. S&P 500 returns are based on the results of SPDR ETF SPY.
7. Nov - Apr Trade Leaders results are cumulative of the monthly results.

© 2012 Currensee Limited is authorized by the Financial Services Authority (FSA), Firm Reference Number 518648 and Registered in England and Wales, Companies House Number 07025997 | Please note that over the counter retail foreign currency (Forex) trading may involve significant risk of loss. It is not suitable for all investors and you should make sure you understand the risks involved before trading, and seek independent advice if necessary. Any opinions, news, research, analyses, performance strategies, prices, charts or other information are not necessarily predictive of any particular result and do not constitute advice. Past performance is no indication of future results. Investor returns may vary materially from Trade Leader returns based on slippage, fees, broker spreads, volatility or other market conditions. If you place additional trades in your account or you modify or cancel an order generated by your program you may achieve a materially different result than the Trade Leader(s) that you follow. Your trading program will follow the same leverage of each Trade Leader whose signals you have incorporated into your program; and that leverage can vary by Trade Leader and by trade. By increasing or decreasing the amount of capital you allocate to follow the signals of a particular Trade Leader, you may achieve materially different profits or losses than the Trade Leader and you may be increasing or decreasing the risk of your program.